






Week 5 - Year 2 Statistics

Please follow the structure of the White Rose Home Learning and complete the activities below.

Lessons 1 and 2: Tally Charts

Ask family and friends to choose their two most favourite fruits. Colour one square for every time a person chooses a fruit.

Favourite fruit

12					
11					
10					
9					
8					
7					
6					
5					
4					
3					
2					
1					
					
	Apple	Banana	Grapes	Orange	Strawberry

Now can you place your results in a tally chart?

Fruit	Tally	Total
Apple		
Banana		
Grapes		
Orange		
Strawberry		

After filling in the tally chart, can you answer the questions?

How many voted for each option?	What was the most popular? How many votes?	What was the least popular? How many votes?
---------------------------------	---	--

1. 2..... 3.....

CHALLENGE!

How many people voted in total?

4.

What was the difference in votes between the most popular and least popular?
--

5.

Lesson 2

Consolidate your understanding by completing the tally chart and answering the questions below.

Children were asked what their favourite fruit was. The answers are shown below:



Use the fruit above to complete the tally chart:

Fruit	Tally	Total
Apple		
Pear		
Orange		
Banana		
Strawberry		

1. Which fruit was the most popular?
2. Which fruit was the least popular?
3. How many more people preferred apples to oranges?
4. How many fewer people preferred pears to bananas?
5. How many children were asked altogether?
6. Order fruits from most to least popular:

1. _____

2. _____

3. _____

4. _____

5. _____



Challenge questions.

Use the boxes to write your answers in full sentences. Remember to use because in your answers.

20 children were asked their favourite pizza topping. Complete the rest of the tally chart.

Topping	Tally	Total
Cheese		
Ham	I	6
Pepperoni		7

How many children like the topping cheese?

Spot the mistake. Explain your answer.

Transport	Tally	Total
Car		18
Bus		19
Walk		23
Cycle		8

Class A and Class B were asked what their favourite zoo animal was.
Here are the results:

Class A	Animal	Tally
	Lion	
	Elephant	
	Giraffe	I

Class B	Animal	Tally
	Lion	
	Elephant	
	Giraffe	

What is the same?

What is different?

Challenge questions

Complete the tally chart.



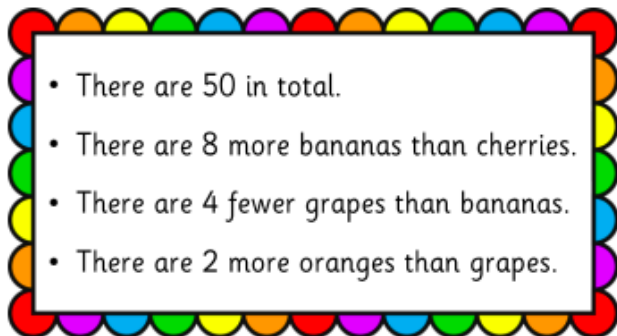
More people like vanilla than they do strawberry.






Is Che correct?

If not, what mistake could Che have made?

Flavour	Tally	Total
Vanilla		
Strawberry		
Mint		
Coffee		

Use the clues to complete the tally chart.





















Fruit	Tally	Total
Banana 		
Cherry 		7
Orange 		
Grapes 		
Peach 		


















Lesson 3 - Pictograms

Complete the pictograms.

a **Key:**  = 1 item















Item		Total
Pen	    	5
Pencil	     	
Ruler	      	
Rubber		4

b **Key:**  = 1 fruit


















Fruit		Total
Apple	        	
Orange	       	
Banana		8
Strawberry		6

1 Use the tally charts to complete the pictograms.

a **Key:**  = 1 topping

Toppings	Tally	Toppings	
Cheese		Cheese	        
Ham		Ham	
Pepperoni		Pepperoni	
Pineapple		Pineapple	    









b **Key:**  = 1 flower

Flower	Tally	Flower	
Rose		Rose	         
Daisy		Daisy	
Tulip		Tulip	
Snowdrop		Snowdrop	      

c **Key:**  = 1 animal

Animal	Tally	Animal	
Elephant		Elephant	       
Lion		Lion	      
Rhino		Rhino	
Giraffe		Giraffe	

d **Key:**  = 1 instrument

Instrument	Tally	Instrument	
Piano		Piano	
Guitar		Guitar	       
Violin		Violin	
Trumpet		Trumpet	

c **Key:**  = 1 animal

Animal	Tally				
Elephant					
Lion					
Rhino					
Giraffe					
		Elephant	Lion	Rhino	Giraffe































d **Key:**  = 1 instrument

Instrument	Tally				
Piano					
Guitar					
Violin					
Trumpet					
		Piano	Guitar	Violin	Trumpet

Lesson 4

1 Answer the questions.

a This pictogram shows animals seen in the zoo by Year 2.

Animal	
Elephants	         
Lion	       
Giraffe	      
Rhino	    

KEY:  = 1

How many children like lions? _____

How many like the least popular animal? _____































There are _____ children who like elephants.

There are _____ children who like giraffes.

How many more children like elephants than giraffes? _____

How many fewer children like rhinos than lions? _____

b This pictogram shows Year 2's favourite flavour of juice.

Flavour	
Blackcurrant	        
Lemon	     
Orange	       
Strawberry	      

KEY:  = 1

How many children like blackcurrant? _____

How many like the least popular flavour? _____

There are _____ children who like strawberry.






























There are _____ children who like orange.

How many more children like blackcurrant than lemon? _____

How many fewer children like strawberry than orange? _____

1 Answer the questions.

a This pictogram shows the results of a group of children's favourite fruit.

Fruit	
Apple	         
Orange	       
Banana	     
Pear	     

KEY: Each fruit = 1

How many more apples are there than bananas? _____

How many fewer pears are there than oranges? _____






























How many apples and oranges altogether? _____

How many bananas and pears altogether? _____

Which fruit is the most popular? _____

How many of each fruit altogether? _____

b This pictogram shows the results of a group of children's favourite lolly flavours.

Flavour	
Blackcurrant	        
Lime	   
Orange	       
Strawberry	       

KEY:  = 1

How many more blackcurrant lollies than orange lollies? _____

How many fewer lime lollies than strawberry lollies? _____

How many lime and orange lollies altogether? _____

How many strawberry and blackcurrant lollies altogether? _____

Which lolly is the most popular? _____

How many of each of the lollies altogether? _____