







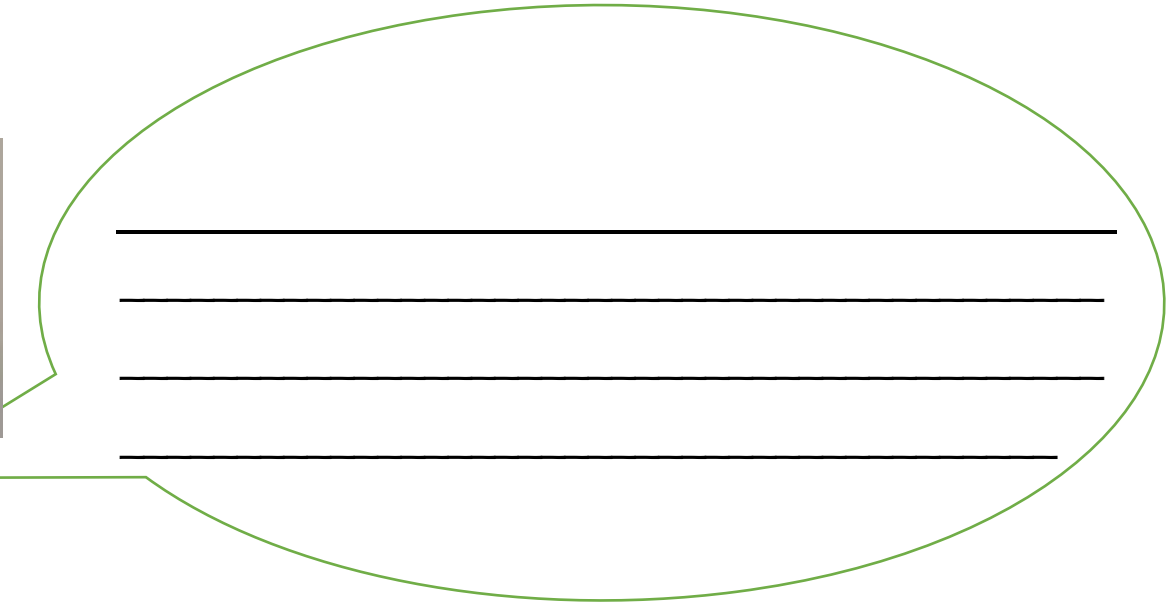


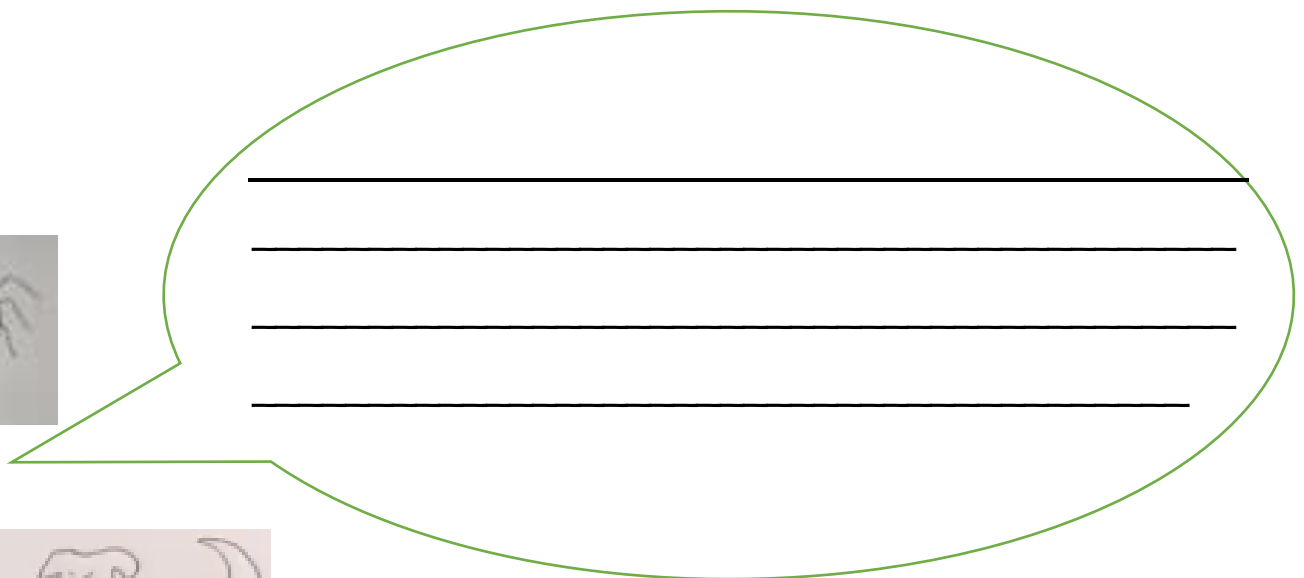

Date:	L.O. To draw a story map of a recycled story			
 Finger spaces	 Listen for sounds	 Upper/lower case letters	 Adjectives for detail	Traffic Light

Tuesday: Watch lesson 1, then listen to lesson 2. Complete your story map below.

Date:	L.O. To create speech bubbles from the characters in the story			
 Finger spaces	 Listen for sounds	 Upper/lower case letters	 Adjectives for detail	Traffic Light


Lesson 3



A large, empty speech bubble with a green outline and four horizontal black lines for writing.



A large, empty speech bubble with a green outline and four horizontal black lines for writing.

Complete the writing task below

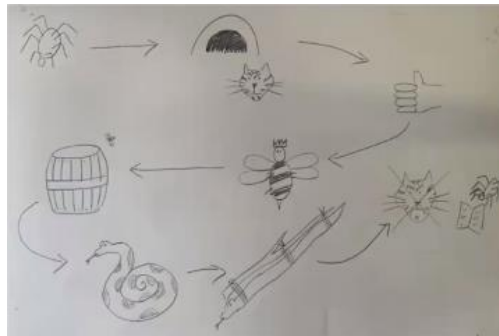
Date:

L.O. To generate ideas for a recycled story

Anansi and Tiger: Endings

Wednesday

Look back at your story map and use it to tell the story of Anansi and Tiger out loud



Year 1

Can you put these tricky words into the sentences from the story?

do	to	you
come	he	are

- "Bees, _____ you work as a team?"
- "Tiger, _____ out of your cave!"
- "Python, are _____ the longest snake in the jungle?"
- Anansi went to Tiger _____ play a trick on him.
- "_____ you going to give me your stories?"
- _____ came out of his cave and growled.

Year 2

Can you come up with your own sentences about the Anansi story with these tricky words in? Your or your home learning helper can write them in the spaces below.

do	to	you
come	he	are

Recycling the Story

For this unit, we are focusing on **recycling** parts of the Anansi and Tiger story.

We are going to change parts of the story to create our own version.

We will be changing the animals that Anansi speaks to, and the tricks that he uses.

To start, we will create a **plot matrix**, like you created for the Anansi and Tiger story.

Have a look at the example below and use it to help you in creating your own plot matrix.

Wednesday - Recycling the story example

Anansi goes to visit Tiger in the cave




Tiger agrees to give Anansi the stories, if Anansi gets the things he wants




The first thing Tiger wants is a **dog with a bone**.

The trick Anansi will use is **throwing a stick and saying "fetch!"**



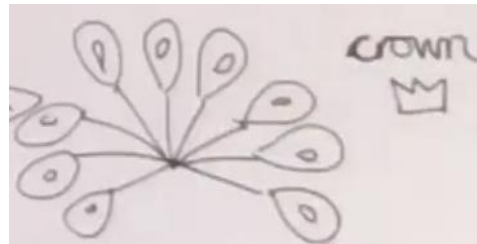
The second thing Tiger wants is **the ogre's pot of gold**.

The trick Anansi will use is **telling him a lady ogre is waiting to have dinner with him**.




The third thing Tiger wants is a **peacock feather**.

The trick Anansi will use is to **offer him a crown**.






Anansi takes the things to Tiger and gets the stories.



Now have a go on the next page at creating your **own**




Year 1	Date:	L.O. To box up for purpose using a plot matrix
--------	-------	--

Complete the table, fill in the missing words with your **own** idea and draw a picture underneath.

Anansi goes to visit Tiger in the cave	Tiger agrees to give Anansi the stories, if Anansi gets the things he wants	<p>The first thing Tiger wants is _____</p> <p>The trick Anansi will use is _____</p>
		
<p>The second thing Tiger wants is _____</p> <p>The trick Anansi will use is _____</p>	<p>The third thing Tiger wants is _____</p> <p>The trick Anansi will use is _____</p>	Anansi takes the things to Tiger and gets the stories.
		

Year 2	Date:	L.O. To box up for purpose using a plot matrix
--------	-------	--

Complete the boxing up independently with you **own** ideas. Complete the sentence in the top box, and draw the picture underneath.

Anansi goes to visit Tiger in the cave	<hr/> <hr/> <hr/>	The first thing Tiger wants is <hr/> The trick Anansi will use is <hr/>
		
<hr/> <hr/> <hr/>	<hr/> <hr/> <hr/>	<hr/> <hr/> <hr/>
		

Thursday Lesson 6 - Creating your **own** idea

Thursday - Watch Lesson 6

Year 1s

Can you put these tricky words into the sentences from the recycled story?

said	full	some
she	they	we

- _____ wanted to get revenge on Anansi for tricking them.
- "Oh Ogre!" Anansi _____ in his sing-song voice.
- _____ wanted to be even more magnificent.
- "I want my head to be _____ of stories" thought Anansi.
- "_____ should get our things back!" they thought.
- "I want to get _____ stories from Tiger" thought Anansi.

Year 2s

Can you come up with your own sentences about the Anansi story with these tricky words in? Your or your home learning helper can write them in the spaces below.

do	to	you
come	he	are

Thursday - Lesson 6 - Boxing Up our Recycled Stories

Today we will be boxing up our recycled Anansi stories.

We will be **boxing up for purpose**, which means we will be **making the action clear**.

To do this, we will write key words alongside the pictures from our **plot matrix**. Have your plot matrix from last lesson with you to look at.

Today, try and get your first three sections finished.

Have a look at the example to see what you need to put in each box.



Your first box will show what part, or section, of the story you are writing about.

The second box will show what you have put in that section of your recycled story.

In the third box you or your home learning helper will write some key words to help you write your story.






You can print and use the tables on the next pages, or you or your home learning helper can make one on blank paper. If you are making your own, you will need three columns and five rows to fill in your story.

Example

Section	Recycled	Notes
Who? Where? What? 	Who are the characters? Where are they? What is the problem? 	Anansi Tiger Deal
First trick 	Who is Anansi tricking, and how? 	Oh Dog! Stick Fetch!
Second trick 	Who is Anansi tricking, and how? 	Oh Ogre! Pot of gold Dinner Lady Ogre
Third trick 	Who is Anansi tricking, and how? 	Oh Peacock! Bright, shiny crown
Ending 	What happens at the end of the story? 	Belong Stories

Date:		L.O. To box up your recycled story for purpose		
 Finger spaces	 Listen for sounds	 Upper/lower case letters	 Key words	Traffic Light

Year 1

<u>Section</u>	<u>Recycled</u>	<u>Notes</u>
Who? Where? What? 		
First trick 		
Second trick 		
Third trick 		
Ending 		

Date:	L.O. To box up your recycled story for purpose			
 Finger spaces	 Listen for sounds	 Upper/lower case letters	 Key words	Traffic Light

Year 2

<u>Section</u>	<u>Recycled</u>	<u>Notes</u>
Who? Where? What?		
First Trick		
Second Trick		
Third Trick		
Ending		