

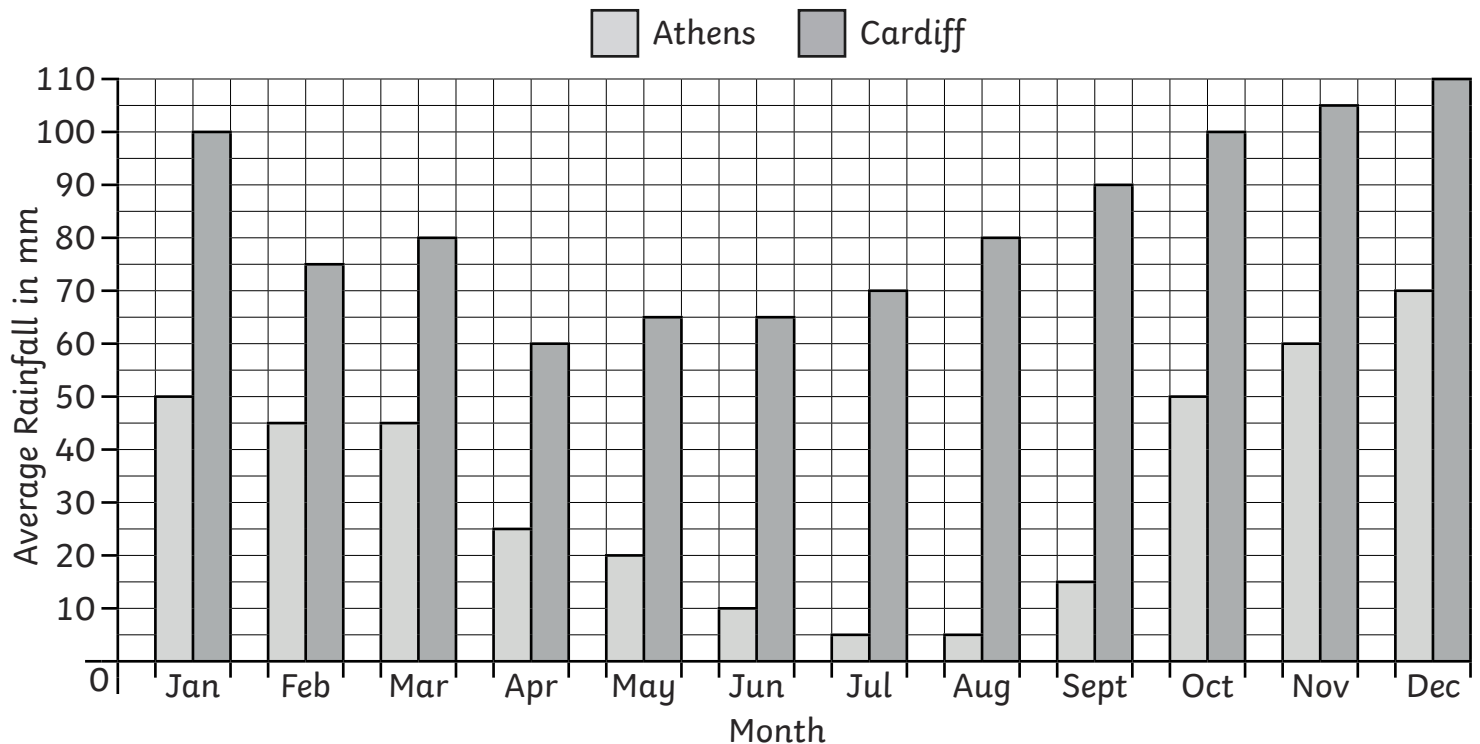


Climate Graphs

I can answer questions about data presented in bar charts and graphs.



A Graph to Show the Average Rainfall in Two Capital Cities



- 1) Which months in Athens have the lowest average rainfall?

- 2) Which month in Cardiff has the lowest average rainfall?

- 3) Which month in Athens has the highest average rainfall?

- 4) Which month in Cardiff has the highest average rainfall?

- 5) Which month in Athens has an average rainfall of 20mm?

- 6) Which months in Cardiff have an average rainfall of 100mm?

- 7) How many mm of rain does Athens get in August?

- 8) How many mm of rain does Cardiff get in November?

- 9) How many mm of rain does Athens get from June to August?

- 10) How many mm of rain does Cardiff get from June to August?

- 11) What is the difference in rainfall between the two cities in February?

- 12) What is the difference in rainfall between the two cities in December?



Climate Graphs **Answers**

| Question | Answer |
|---------------------------------------------------------------|----------------------------|
| 1. Which months in Athens have the lowest average rainfall? | |
| | <i>July and August</i> |
| 2. Which month in Cardiff has the lowest average rainfall? | |
| | <i>April</i> |
| 3. Which month in Athens has the highest average rainfall? | |
| | <i>December</i> |
| 4. Which month in Cardiff has the highest average rainfall? | |
| | <i>December</i> |
| 5. Which month in Athens has an average rainfall of 20mm? | |
| | <i>May</i> |
| 6. Which months in Cardiff have an average rainfall of 100mm? | |
| | <i>January and October</i> |
| 7. How many mm of rain does Athens get in August? | |
| | <i>5mm</i> |
| 8. How many mm of rain does Cardiff get in November? | |
| | <i>105mm</i> |
| 9. How many mm of rain does Athens get from June to August? | |
| | <i>20mm</i> |

| | |
|----------------------------------------------------------------------------|--------------|
| 10. How many mm of rain does Cardiff get from June to August? | |
| | <i>215mm</i> |
| 11. What is the difference in rainfall between the two cities in February? | |
| | <i>30mm</i> |
| 12. What is the difference in rainfall between the two cities in December? | |
| | <i>40mm</i> |





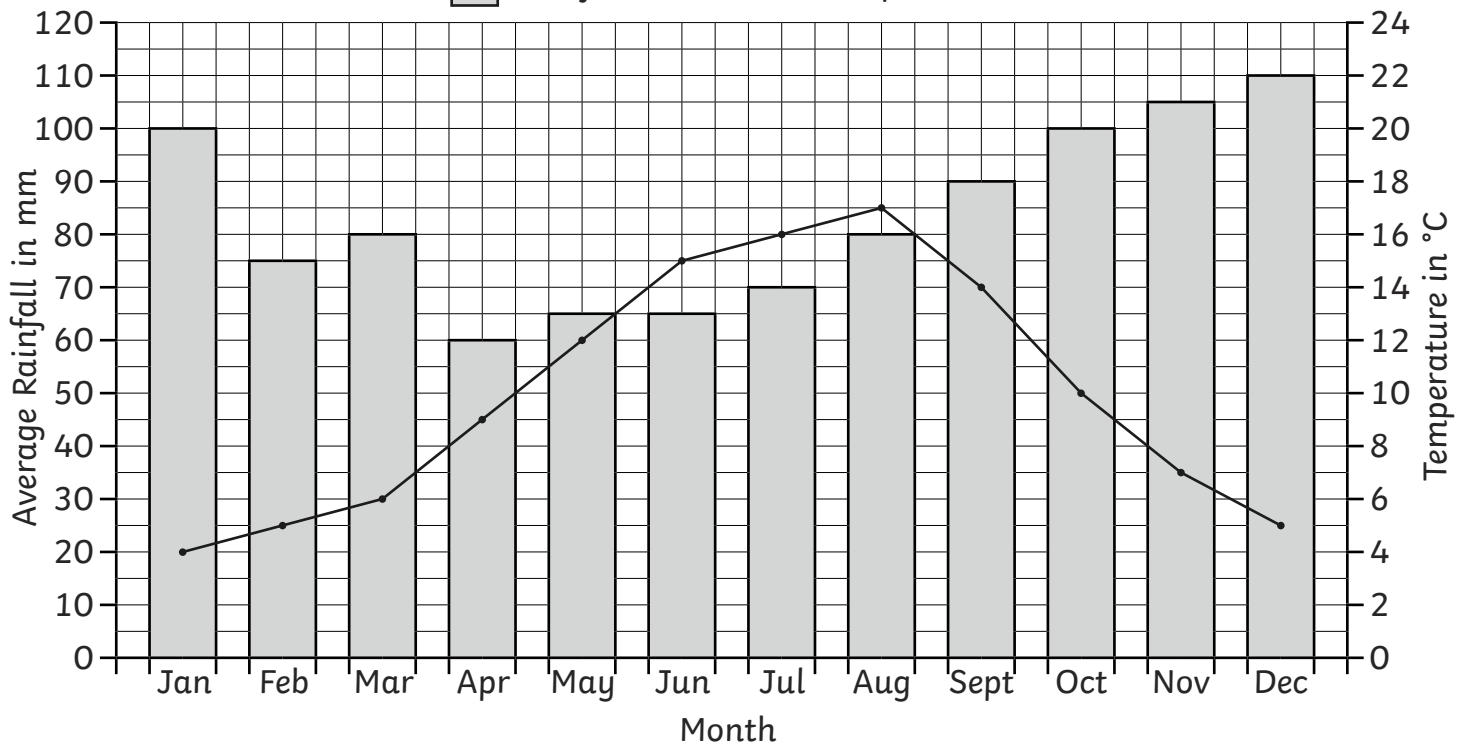
Climate Graphs

I can answer questions about data presented in bar charts and graphs.



A Climate Graph to Show the Average Temperature and Rainfall in Cardiff

 Rainfall  Temperature



- 1) Which month in Cardiff has the lowest average rainfall?

- 2) Which month in Cardiff has the highest average temperature?

- 3) Which month in Cardiff has the highest average rainfall?

- 4) Which month in Cardiff has the lowest average temperature?

- 5) Which month in Cardiff has an average rainfall of 70mm?

- 6) Which month in Cardiff has an average temperature of 6°C?

- 7) Which month in Cardiff has an average temperature of 15°C?

- 8) How many mm of rain does Cardiff get in May?

- 9) What is the average temperature in Cardiff during August?

- 10) What is the difference in rainfall between April and May?

- 11) How much does the temperature rise on average from May to August?

- 12) How many mm of rain does Cardiff get from September to November?



Climate Graphs **Answers**

| Question | Answer |
|----------------------------------------------------------------|-----------------|
| 1. Which month in Cardiff has the lowest average rainfall? | |
| | <i>April</i> |
| 2. Which month in Cardiff has the highest average temperature? | |
| | <i>August</i> |
| 3. Which month in Cardiff has the highest average rainfall? | |
| | <i>December</i> |
| 4. Which month in Cardiff has the lowest average temperature? | |
| | <i>January</i> |
| 5. Which month in Cardiff has an average rainfall of 70mm? | |
| | <i>July</i> |
| 6. Which month in Cardiff has an average temperature of 6°C? | |
| | <i>March</i> |
| 7. Which month in Cardiff has an average temperature of 15°C? | |
| | <i>June</i> |
| 8. How many mm of rain does Cardiff get in May? | |
| | <i>65mm</i> |
| 9. What is the average temperature in Cardiff during August? | |
| | <i>17°C</i> |

| | |
|-----------------------------------------------------------------------|--------------|
| 10. What is the difference in rainfall between April and May? | |
| | <i>5mm</i> |
| 11. How much does the temperature rise on average from May to August? | |
| | <i>5°C</i> |
| 12. How many mm of rain does Cardiff get from September to November? | |
| | <i>295mm</i> |

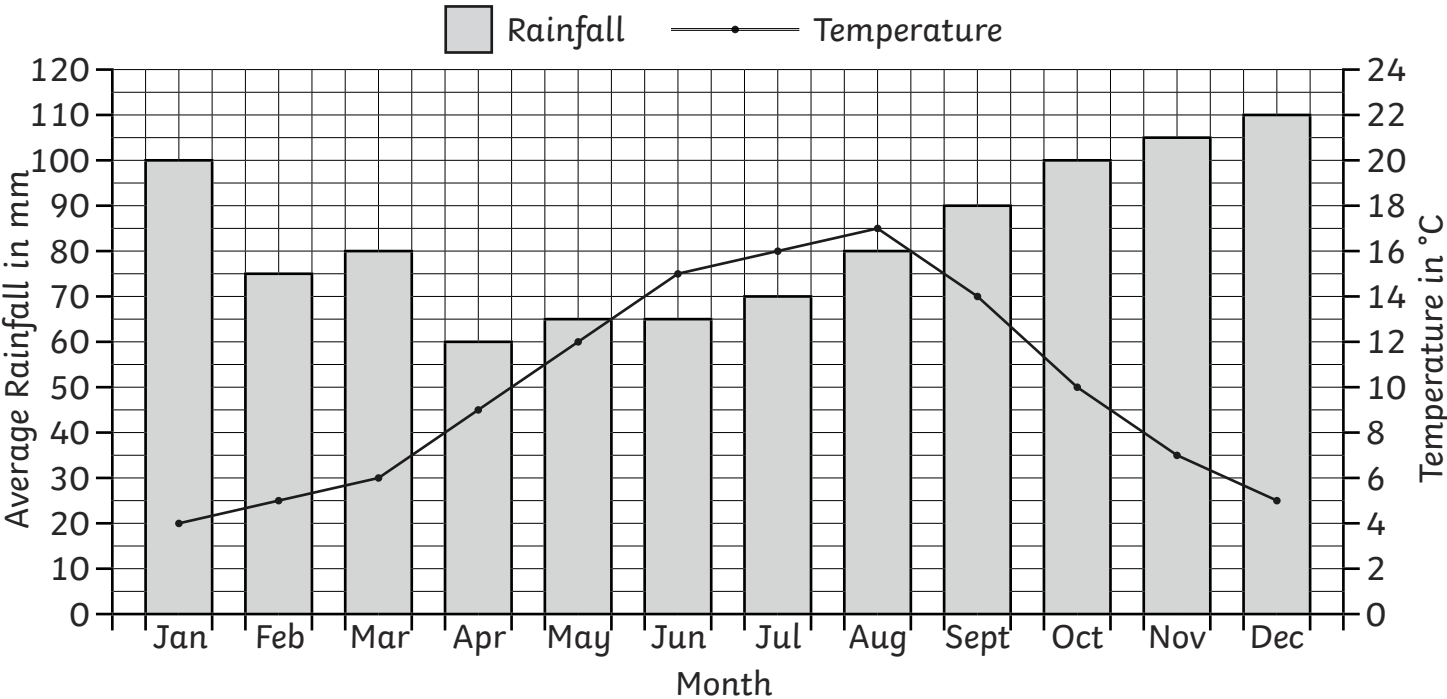


Climate Graphs

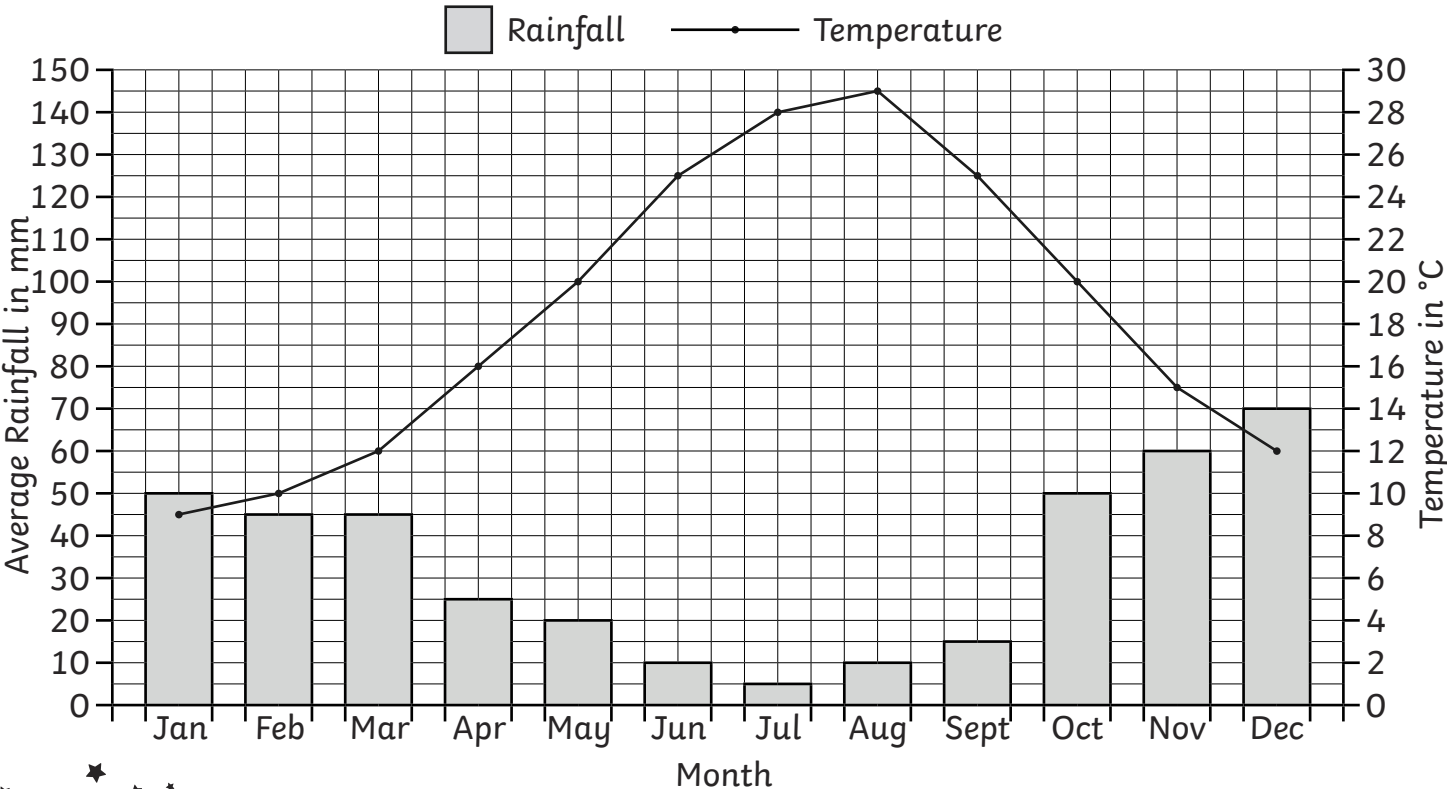
I can answer questions about data presented in bar charts and graphs.



A Climate Graph to Show the Average Temperature and Rainfall in Cardiff



A Climate Graph to Show the Average Temperature and Rainfall in Athens





1) Which months in Athens have the lowest average rainfall?

2) Which month in Athens has the highest average temperature?

3) Which month in Cardiff has an average rainfall of 75mm?

4) Which month in Cardiff has an average temperature of 4°C ?

5) What is the difference in rainfall between the two cities in June?



6) What is the difference in rainfall between the two cities in November?

7) What is the difference in temperature between the two cities in January?

8) What is the difference in temperature between the two cities in October?

9) What is the difference in rainfall between the two cities over the months of September and October?

10) What is the difference in rainfall between the two cities over the months of January to April?





Climate Graphs **Answers**

| Question | Answer |
|--------------------------------------------------------------------------------------------------------|------------------------|
| 1. Which months in Athens have the lowest average rainfall? | |
| | <i>July and August</i> |
| 2. Which month in Athens has the highest average temperature? | |
| | <i>August</i> |
| 3. Which month in Cardiff has 75mm average rain? | |
| | <i>February</i> |
| 4. Which month in Cardiff has an average temperature of 4°C? | |
| | <i>January</i> |
| 5. What is the difference in rainfall between the two cities in June? | |
| | <i>55mm</i> |
| 6. What is the difference in rainfall between the two cities in November? | |
| | <i>45mm</i> |
| 7. What is the difference in temperature between the two cities in January? | |
| | <i>5°C</i> |
| 8. What is the difference in temperature between the two cities in October? | |
| | <i>10°C</i> |
| 9. What is the difference in rainfall between the two cities over the months of September and October? | |
| | <i>125mm</i> |

| | |
|----------------------------------------------------------------------------------------------------|--------------|
| 10. What is the difference in rainfall between the two cities over the months of January to April? | |
| | <i>150mm</i> |